



IN THE KNOW

With Superintendent Whitmore & LPIE

School Funding Facts

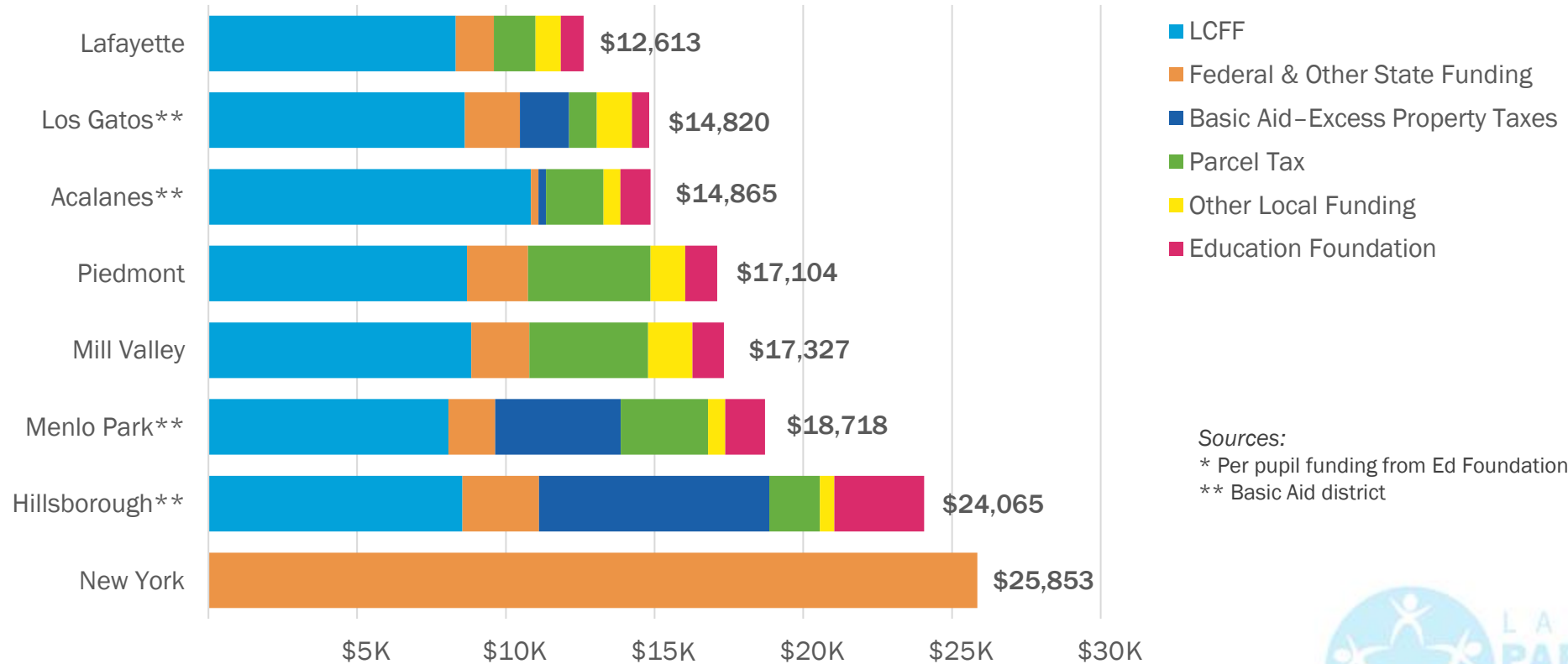
Strong public schools are an integral part of our Lafayette community. Despite high property taxes, funding for our schools is not what you would expect.

- FACT: California Education Funding Is Inadequate
- FACT: LafSD Is Funded through the Local Control Funding Formula (LCFF)
- FACT: LCFF Formula Targets High-Needs Students
- FACT: Districtwide Expenses Are Growing Faster than State Revenue
- FACT: Local Support Is Critical



School Funding Facts

Projected Per Pupil Funding Based on 2018-2019 ED-Data



LafSD Budget

- Budget overall has stabilized due to short-term combination of local funding and state's financial response to pandemic
- While short-term reports will be positive, the prospects over a three to five year period are more challenging
 - Cost pressures will continue (salary, health care, special services, pension, inflation)
 - State funding more uncertain two to three years out
 - District will be underfunded compared to high-funded LCFF and Title I districts for Learning Loss Mitigation and other post-pandemic student needs
 - Enrollment outcomes are difficult to predict and District is engaging a specialist to assist with predictions



SSC Financial Projection Dartboard

© 2021 School Services of California Inc.

LCFF PLANNING FACTORS

Factor	2020–21	2021–22	2022–23	2023–24	2024-25
DOF Estimated Statutory COLA	2.31%	1.50%	2.98%	3.05%	N/A
DOF Estimated Funded COLA	0.00%	3.84%*	2.98%	3.05%	N/A
SSC Estimated Statutory COLA	0.00%	3.84%*	1.28%	1.61%	1.90%

*Calculated by compounding the unfunded COLA of 2.31% from 2020–21 and the estimated statutory COLA of 1.50% in 2021–22

- **SSC Estimated Statutory COLA was calculated by SSC's independent economist**
- **In most years, the SSC estimates and the Department of Finance (DOF) estimates are very close, so we only include the DOF calculation on the dartboard**
- **Due to the large difference in the estimates, we have included our estimate for your consideration**

A large, light blue circular graphic in the background contains several stylized human figures. The figures are arranged in a circle, with their arms raised, suggesting a group of people or a community. The figures are simple, with rounded heads and open, upward-pointing arms.

***The Why Behind an
Education Foundation***

LPIE: History and Overview

- 1980: LASF is founded by parents concerned about arts and science cutbacks due to Prop 13. Fundraising goal: \$10,000
- 1981: First Annual Report is released with 7 instructors
- 2007-08: Fundraising exceeds \$1 million for the first time
- 2010: LASF is renamed Lafayette Partners In Education (LPIE)
- 2018-2019: Record \$4.4M raised. 100+ instructors, 120+ volunteers, Executive Director & small office staff
- 2020: 40-year anniversary



Education Foundation Comparison

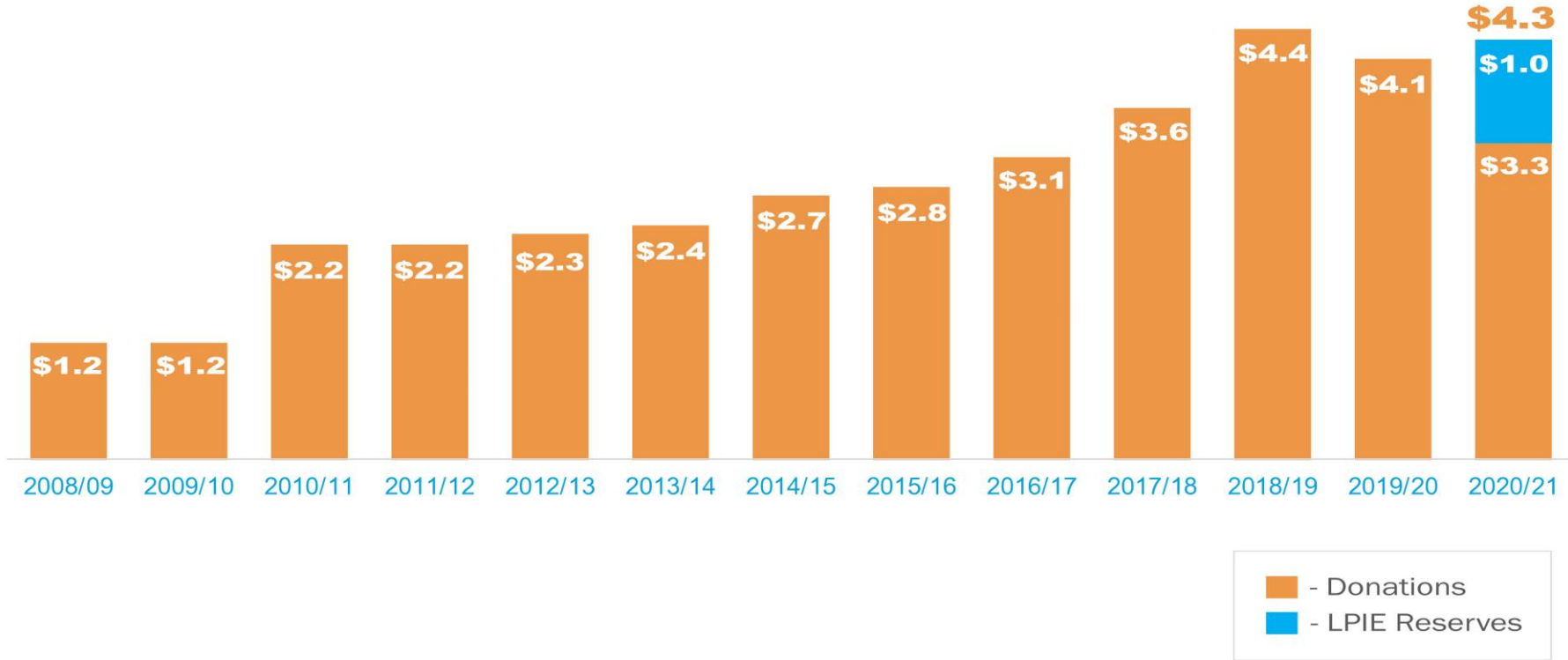
DISTRICT	COMPOSITION	HOW MANY SCHOOLS	PARCEL TAX	ED FOUNDATION
Walnut Creek School District	K-8	7	82	600
Palos Verdes Peninsula School District	K-12	16	374	750
Acalanes Union High School District	9-12	4	301	1000
Los Gatos Union School District	K-8	5	290	1150
Palo Alto Unified School District	K-12	19	836	1200
Los Altos School District	K-8	9	820	1200
Lafayette School District	K-8	5	894	1300
Moraga School District	K-8	4	192	1300
Mill Valley School District	K-8	6	1368.54	1350
Burlingame Unified School District	K-8	7	256	1450
Piedmont School District	K-12	6	6026	1930
Manhattan Beach School District	K-12	7	225	2000
Menlo Park City School District	K-8	4	1130.3	2000
Orinda School District	K-8	5	509	2100
San Marino Unified School District	K-12	4	1231	2500
Hillsborough City Elementary	K-8	4	651	2700

* Ed Foundation Number based on per-pupil request

* Parcel Tax Number based on one parcel

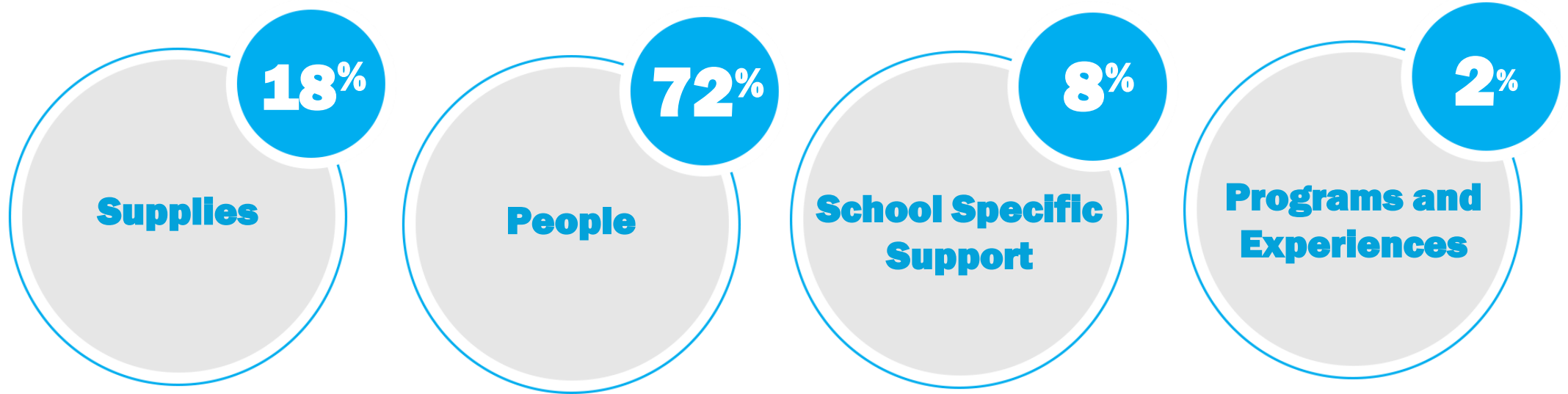


LPIE Support Keeps Growing

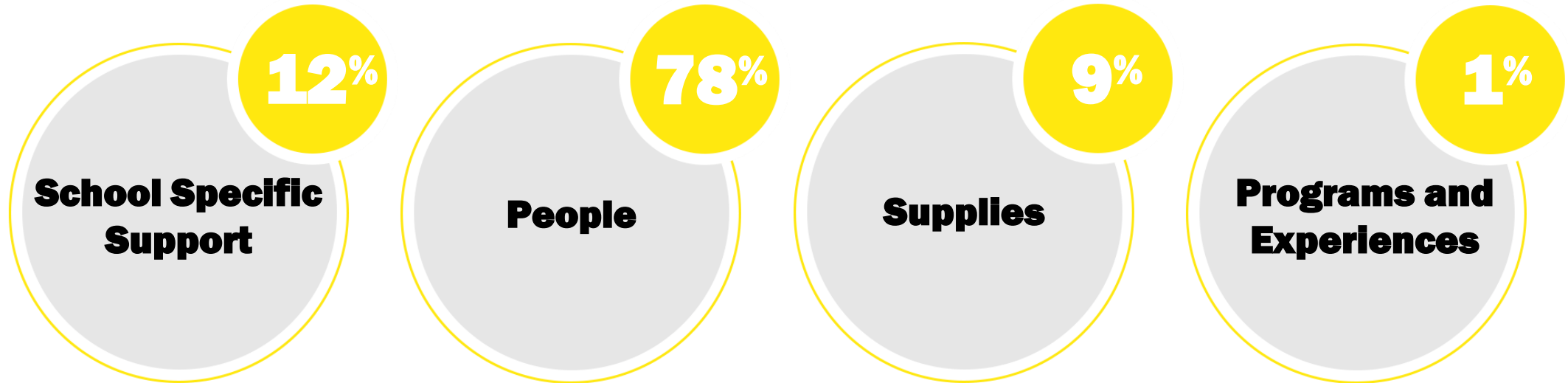


What Does LPIE Support?

- 2020-2021 Fundraising Goal: \$4.3 Million for Lafayette's 6 public schools



TK-5 Elementary School



TK-5 Elementary School

- **Exceptional Teachers and Staff**
 - Science, Music, Art, Instructional Aide in every classroom, Reading Lab Aide
 - 100% of teachers participate in Professional Development
 - Dedicated psychologists at each school support student academic growth and social emotional development
- **STEM**
 - Innovative lessons taught by a dedicated Science Teacher at each elementary school
 - Yearly Science Fair where students can refine their understanding of science concepts through a project of their choice
- **Technology**
 - Computers and laptops in every classroom with integration beginning in Kindergarten
 - Chromebooks for every student who needs one
- **Music**
 - Rich music curriculum for all TK-5 students driven by student choice
 - Preparation for an award-winning middle school program

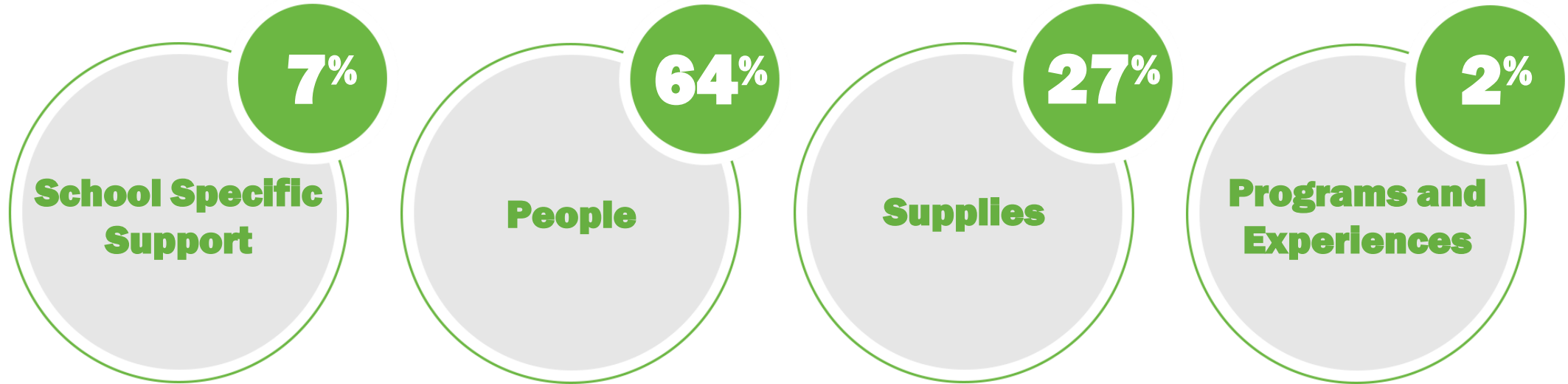


TK-5 Elementary School

- Art
 - Hands-on lessons that promote creativity, brain development, and mental wellness
- Social Studies
 - Introducing world cultures to our students
- School Site Specific Support
 - Principal discretionary fund
 - Classroom supplies for every General Education Teacher
 - Classroom and School Library supplies
 - Diversity, Equity, and Inclusion initiatives
 - Physical Education supplies
 - Garden support
 - Reading Lab support
 - Science Lab support



Stanley Middle School



Stanley Middle School

- Funding from LPIE has enabled the middle school to maintain an excellent, comprehensive program including:
 - 24 Elective Class Teachers
 - Funding for the Counseling Staff
 - Special Education support
 - Robust Music program
 - Chromebooks for every Stanley student
 - Supplies in all classrooms
 - Elective supplies
 - Math Intervention for any students who needs it
 - Homework help for all students



Stanley Middle School

- World Language Docents and events
- Classroom libraries
- Leadership Teacher
- Lunchtime Clubs
- Sports Program Coordinator
- Curriculum and assessment evaluations
- MTSS (Multi-Tier System of Support)
- Promotion Coordinator

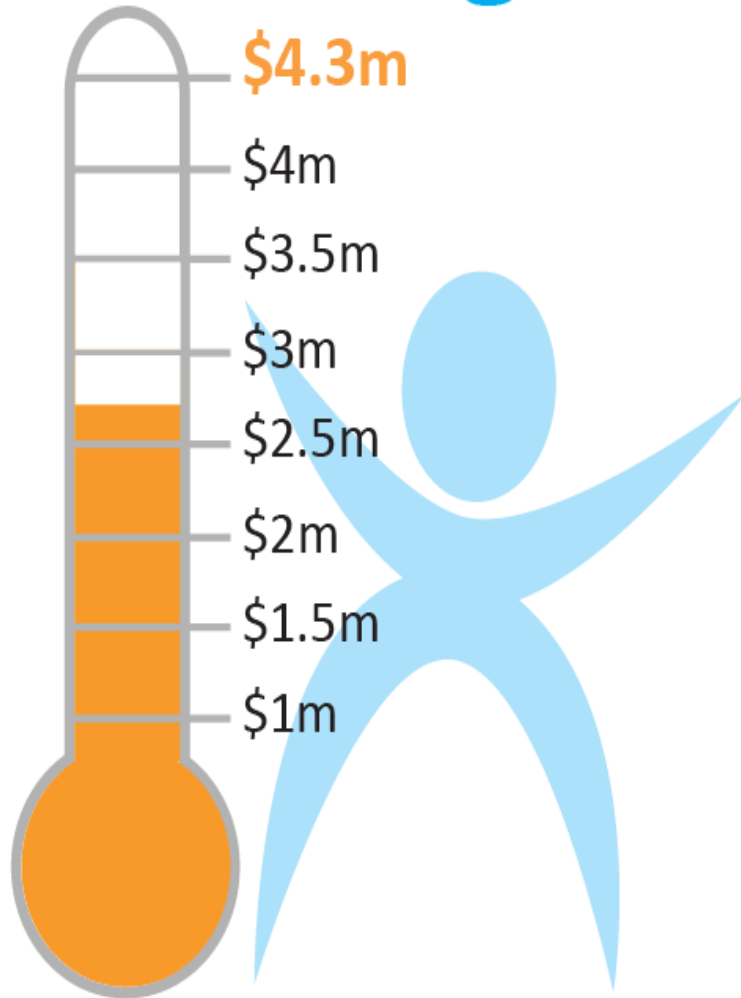




A Look to the Future

LPIE

Fundraising Goal!



Current
Participation
Rate: 50%

* End of Year Participation for 2019-20 62%

LPIE Funds for 2021-22 School Year

- LPIE-funded programs WILL BE impacted
- LPIE is conducting an informed analysis of current funding to prioritize which programs have the largest impact on all students TK-12
- Considering LPIE Survey (2021) input in the decisions
- Funding considerations may change before May – due to more funding, less funding, or a shift in priorities
- Final budget approved in September





*Donate Today to
Preserve Tomorrow*
www.lpie.org

