



# ***IN THE KNOW***

With Superintendent Nickerson, Principal Bell & LPIE

# School Funding Facts

---

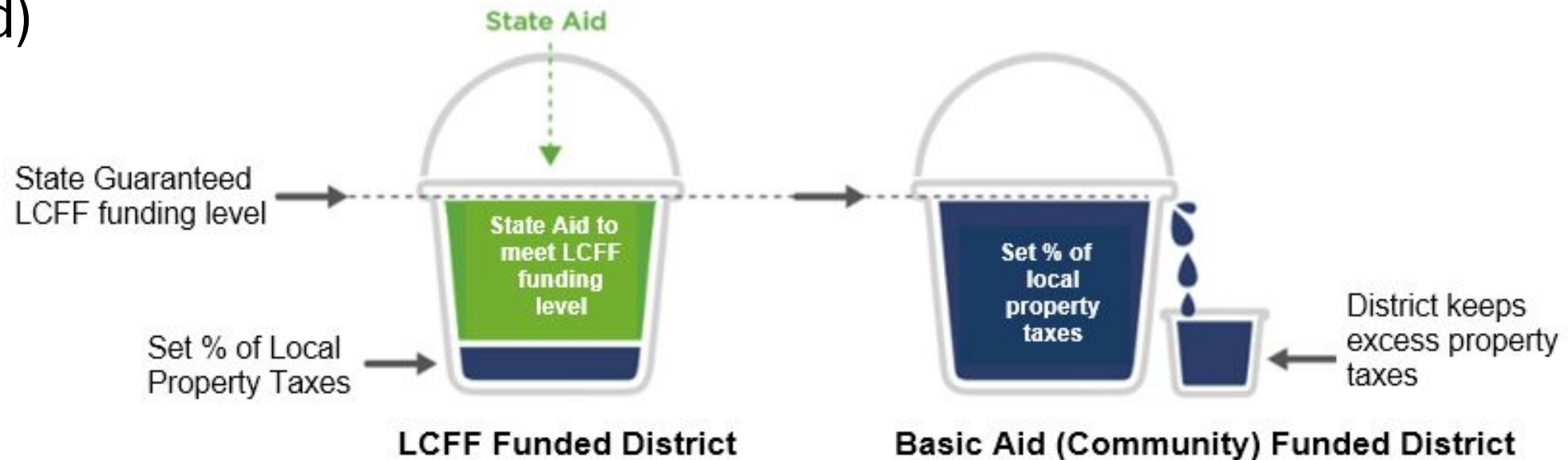
Strong public schools are an integral part of our Lafayette community. Despite high property taxes, funding for our schools is not what you would expect.

- **FACT:** California education funding is inadequate
- **FACT:** AUHSD receives limited Federal funding
- **FACT:** AUHSD is a Community Funded or “Basic Aid” District
- **FACT:** Districtwide expenses are growing faster than revenue sources
- **FACT:** Local support is critical to maintain high-quality student opportunities



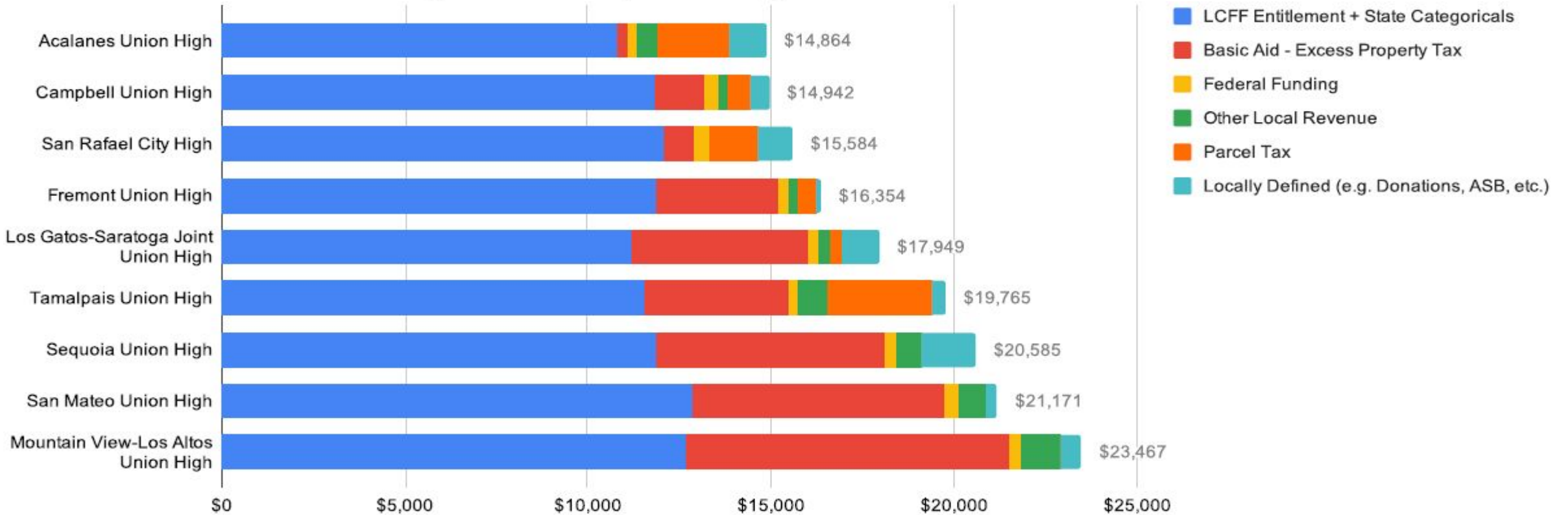
# AUHSD Budget Funding

AUHSD has not been LCFF funded for over five years. Low State funding levels (LCFF) and increased property taxes has resulted in AUHSD becoming Community Funded (or Basic Aid)



# Community Funded - Funding Facts

Projected Per Pupil Funding Based on 2018-2019 ED-Data



# AUHSD Budget Notes

---

- AUHSD has a current and projected budget deficit. Reserve (16%) deployment and local foundation (LPIE) funding allows current preservation of elective program and robust support services
- Reserve deployment is not a long range strategy
- Local support makes up 22% of AUHSD revenue (parcel tax, foundations, other parental support)
- Federal and State COVID aid packages for K-12 are weighted heavily toward lower income student populations and other targeted groups. Some funding will come to AUHSD, but will be targeted for safety, learning loss programming and post-pandemic student needs
- Long term cost pressures continue (salary, health care, State pensions, increased student needs, special education)





***The Why Behind an  
Education Foundation***

# Education Foundation Comparison

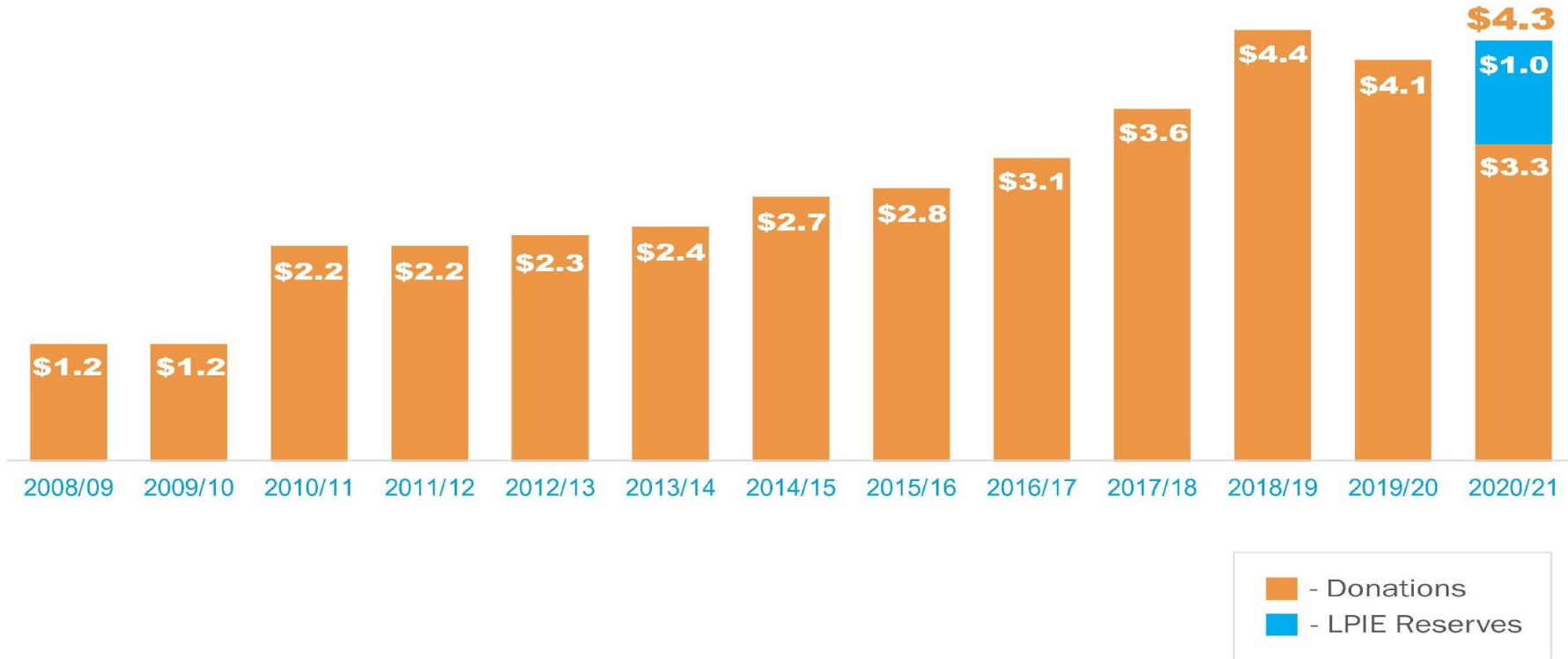
DISTRICT	COMPOSITION	HOW MANY SCHOOLS	PARCEL TAX	ED FOUNDATION
Walnut Creek School District	K-8	7	82	600
Palos Verdes Peninsula School District	K-12	16	374	750
<b>Acalanes Union High School</b>	<b>9-12</b>	<b>4</b>	<b>301</b>	<b>1000</b>
Los Gatos Union School District	K-8	5	290	1150
Palo Alto Unified School District	K-12	19	836	1200
Los Altos School District	K-8	9	820	1200
<b>Lafayette School District</b>	<b>K-8</b>	<b>5</b>	<b>894</b>	<b>1300</b>
Moraga School District	K-8	4	192	1300
Mill Valley School District	K-8	6	1368.54	1350
Burlingame Unified School District	K-8	7	256	1450
Piedmont School District	K-12	6	6026	1930
Manhattan Beach School District	K-12	7	225	2000
Menlo Park City School District	K-8	4	1130.3	2000
Orinda School District	K-8	5	509	2100
San Marino Unified School District	K-12	4	1231	2500
Hillsborough City Elementary	K-8	4	651	2700

\* Ed Foundation Number based on per pupil request

\* Parcel Tax Number based on one parcel



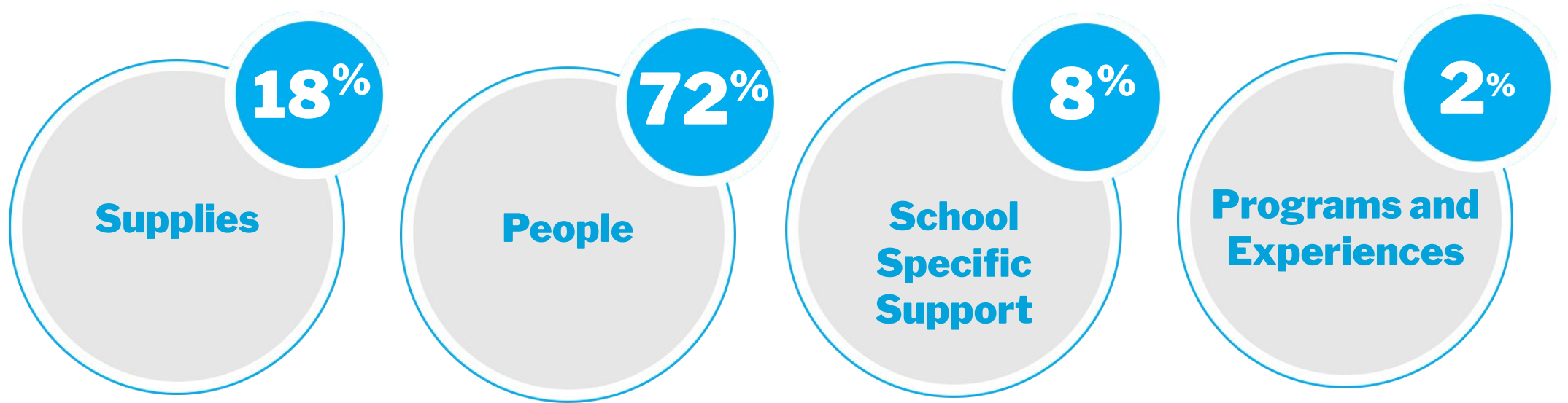
# LPIE Support Keeps on Growing





# What Does LPIE Support?

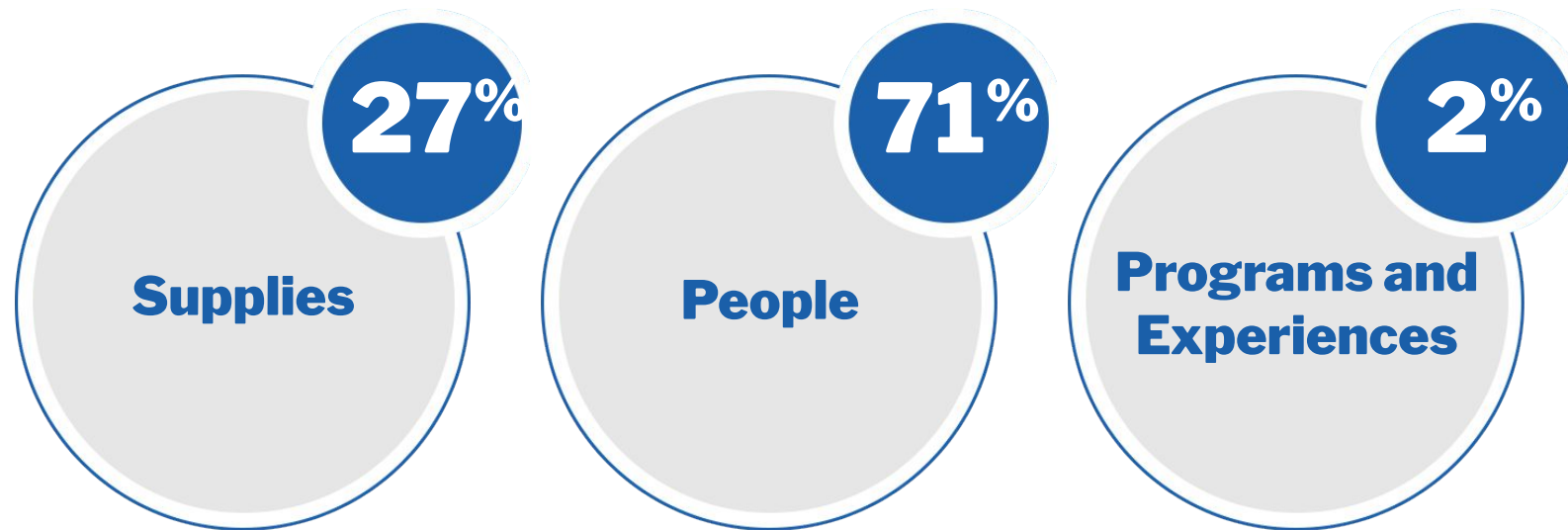
- 2020-2021 Fundraising Goal: **\$4.3 Million for Lafayette's 6 public schools**



# What does LPIE Support at Acalanes?

---

- 2020-2021 Funding Total: **\$882,250**



# Acalanes High School

---

- What we see in our classrooms is not the norm in California
- Funding from LPIE has enabled Acalanes to maintain an excellent, comprehensive program including:
  - 15 elective class teachers
  - Funding for the Wellness Staff
  - 1 Teacher on Special Assignment (TOSA)
  - Choral Music Supplies & Staff
  - Drama Coaches & Clinicians
  - Instrumental Supplies and Staff
  - Blueprint
  - Chromebook for every student at Acalanes



# Acalanes High School

---


- Supplies in ALL departments (including but not limited to: science, English, robotics, architectural design, auto technology, wood technology & engineering)
- Library Databases/Print Resources
- Stagecraft Materials
- Visual Art Supplies
- Digital Design Materials
- Photography/Video Production Supplies and Equipment
- Special Education Support
- World Language Events and Field Trips
- Physical Education Equipment and Supplies
- Writing Tutors for all students





***A Look to the Future***

# LPIE Fundraising Goal!



Current  
Participation  
Rate: 50%

\* End of Year Participation for 2019-20 62%

# LPIE Funds for 2021-22 School Year

---

- LPIE-funded programs WILL BE impacted
- LPIE is conducting an informed analysis of current funding to prioritize which programs have the largest impact on all students TK-12
- Considering LPIE Survey (2021) input in the decisions
- Funding considerations may change before May – due to more funding, less funding, or a shift in priorities
- Final budget approved in September



*Donate Today to  
Preserve Tomorrow*  
[www.lpie.org](http://www.lpie.org)

